



“Wings on the waves!”

TM
BALOGH SAIL DESIGNS

Products made in USA and sold worldwide



EXCITEMENT



FUN



ADVENTURE



When you look at BSD products, we think you'll agree that BSD offers the widest variety and the highest quality of sailing gear for canoes and kayaks available today.

We're proud we've earned the reputation as the BEST!

We're looking forward to hearing from you and seeing you out on the water!

Fair Winds,

D Valverde

David Valverde

President

BSD

718-548-1188

www.balogsaildesigns.com



BSD Products

I. Batwing™ - General Description

- A. Batwing™ Expedition 38' (2 reefs)**
 - 1. Option Laminate Pro
- B. Batwing™ Expedition 36' (1 reef)**
- C. Batwing™ HP Sport 36' (2 reef)**
 - 1. Option Racer Vision XP
 - 2. Option Laminate Pro
- D. Batwing™ Expedition 32' (2 reefs)**
 - 1. Option Laminate Pro
- E. Batwing™ Sport 32' (2 reefs)**
 - 1. Option Racer Vision XP
 - 2. Option Laminate Pro
- F. Batwing™ Expedition 28' (1 reef)**
 - 1. Option Laminate Pro
- G. Batwing™ Expedition 28 HP (1 reef)**
 - 1. Option Laminate Pro
- H. Batwing™ Expedition 24' (1 reef)**
 - 1. Option Laminate Pro
- I. Batwing™ Sport 24' (1 reef)**
 - 1. Option Racer Vision XP
 - 2. Option Laminate Pro
- J. Batwing™ Expedition 18' (1 reef)**
 - 1. Option Laminate Pro
- K. Batwing™ Expedition 12' (1 reef)**
 - 1. Option Laminate Pro
- L. Batwing™ Expedition 55' (5 meter) – (2 reefs)**
 - 1. Option Racer Vision XP
 - 2. Option Laminate Pro
- M. Schooner Rig**
 - 1. Batwing™36' HP Sport / Batwing™ Sport 24'
 - 2. Batwing™Expedition 32' / Batwing™ Expedition 24'
 - 3. Batwing™ Sport 32' / Batwing™ Sport 24'
 - 4. Batwing™ Expedition 38' / Batwing™ Expedition 28'

II. Classic Canoe Sail

III. Twins Sail

- 1. 40' 2. 30' 3. 20'

IV. Boss

- 1. Option Ama Extreme

V. Complete Packages – Rigs and Boats

- 1. Feel Free Packages (list each boat with rig)
- 2. Long Haul Packages (list each boat with rig)

VI. Rudders

- 1. Kayak
- 2. Canoe

VII. Sail Color Options Replacement Parts

Balogh™ Sail Designs (BSD)

BSD offers the finest kayak and canoe sailing equipment available anywhere. We are the first choice for recreational sailors and adventure paddlers. Our sailing rigs have earned their reputation as the most rugged, reliable and compact on expeditions throughout the world.

BSD makes a wide variety of sail types and sizes for every application from our well known full-battened BATWING™ EXPEDITION™ to the perfectly balanced downwind TWINS™. Our sails are available "in stock" in a variety of beautiful color combinations or you can order custom colors to match or complement your kayak. BSD is introducing new sails such as the Racer Vision XP or Laminate Pro lines to our roster of products.

Our website <http://www.balogsailsdesigns.com/index.html> has extensive information about all of our products-sails and the BOSS outrigger system.

Our carefully designed and precisely manufactured rigs are available either with or without detachable, inflatable outriggers (BOSS™- Balogh Outrigger Stabilization System).

BSD offers everything you need from balanced rudders to foil-section leeboards and any combination of high quality hardware for custom applications. All of our products are made in the USA by people who are long-time canoe and kayak sailors.

We understand everything we manufacture and make it all with care and thoroughness as if it were going on OUR boats and as if our lives and safety depended on it.

All of our products come with complete and detailed instructions for their installation and use. BSD is always available to answer any questions you have or to help you understand what's needed for your boat or your sailing conditions.

For sport and recreational use BSD kayak and canoe sail rigs and outriggers are unequalled. They are easy to rig, offer compact storage and are designed to fit almost any stock or custom boat that you may have.

When you know that BSD rigs could take you on an expedition above the Arctic Circle or on a Gulf Stream crossing to the Bahamas, you can be sure that your weekend cruise will be a blast as well. And when the weekend's over, the boat goes up on the car, the rig and sail pack quickly back in their bag. When you get home everything fits easily into the closet or even under the bed.

BSD sails and outriggers are designed to fit hard shell kayaks, folding kayaks and canoes. The particular boat helps to determine the components of the various rigs and also defines the price structure of our line of sails. Clarification of a person's sailing goals whether for recreation or expedition also helps in picking a sail rig perfect for each boater's needs.



I. Batwing™ - General Information

The BSD Batwing™ sail is the cornerstone of our product line. The low drag components of this hanglider inspired airfoil make this sail an excellent rig for kayaks and canoes. The Batwing's™ efficiency and low center of gravity provide superior performance on all points of sail. An excellent feature of our Batwing™ sails is the “Zippy Reef” a reefing system that is as simple as closing a zipper and allowing the sailor to reduce the sail area easily on the water. Recreational and adventurous sailors appreciate the Batwing's™ lightweight and compact storage.





The Batwing™ Expedition™ and Sport™ Models

Our two main Batwing™ models made in various sizes are the Sport™ and the Expedition™. Each sail model is for a specific use. Sport™ is for daysailing and Expedition™ is designed for touring. The material including fabric, battens, thread is identical on the Sport™ and Expedition™ sails. The horizontal paneled Batwing™ Sport™ sail is ideal for most uses and is built to the same exacting standards as the Batwing™ Expedition™ sail. There are a couple of features that make the Expedition™ sail more appropriate for touring use. The vertical panel layout and radial corner reinforcements align with the weave of the fabric along the load map of the sail so that it may resist a heavily laden kayak for extended use in heavy winds. There is a quick release hook on the tack corner of the Expedition™ sail so that the sailor can release the forward end of our Wingbone™ boom (<http://www.balogsaildesigns.com/wingbone.html>). This allows the user to roll the sail up into a slightly smaller package. This feature would be important to the user with a tightly packed boat with limited storage space. The Sport™ sail is a few ounces lighter in weight. Both sails are excellent values and are made to BSD's legendary level of performance and quality. More info- <http://www.balogsaildesigns.com/batwing.html>

The Laminate Pro Option

Our sail option the LAMINATE PRO is a Batwing™ sail made of laminate polyester surf style material (4.2 ounces, 2.0 mil) - a transparent polyester film on one side with a reinforced colored polyester material on the other side. The result is a color saturated material, crisper than regular sail cloth with reduced sail stretch. More info: <http://www.balogsaildesigns.com/LaminatePro.html>

The Racer Vision XP Option

The RACER VISION XP is a Batwing™ sail made of transparent 2 ply Reinforced Monofilm (widely used for Windsurfing and Catamaran sails). This sail material has a very fine square scrim supporting the X yarns that offers superior tear strength and seam holding ability. The result is a transparent, crisp, high performance sail that has minimal stretch.

Designed and cut like our popular Sport™ sails, RACER VISION XP is horizontally seamed with premium Expedition™ style sail details added to the construction of the sail. These details include radial corner patches for better stress control and a tack hook for ease of the Wingbone™ boom attachment.

More info:

<http://www.balogsaildesigns.com/RacerVisionXP.html>



A. Batwing™ Expedition 38' (2 reefs):

The 38 is a specialty sail BSD recommends for sailors who plan to sail mostly in areas of light winds.

- 1.Option Laminate Pro

B. Batwing™ Expedition 36' (1 reef): With a single reef this sail is designed with the more experienced sailor in mind. A good choice for a fast boat and higher wind speed. A good racing sail.

C. Batwing™ 36' HP Sport (2 reefs): The 36' HP Sport is a specialty sail designed originally for heavier boats such as folding kayaks and canoes. It is a real "tractor" of a sail, cut relatively full, with a shorter hoist, and a wider foot than our typical Batwing™ sail. This new sail has a slightly different shape with a lower center of gravity.

The 36' HP Sport sail offers quick acceleration and a relatively low heeling force making this rig a good choice for kayaks and canoes without outriggers.

- 1.Option Racer Vision XP
- 2.Option Laminate Pro

D. Batwing™ Expedition 32' (2 reefs): The 32 is our most popular sail for singles or doubles. This sail is an excellent all around combination of easy handling and performance. It is well suited for many boats and most conditions.

- 1.Option Laminate Pro

E. Batwing™ Sport 32' (2 reefs): The 32 is our most popular sail for singles or doubles. The Sport version of our 32 is a good choice for economy or if you want the clear monofilm " look". This sail is an excellent all around combination of easy handling and performance. It is well suited for many boats and most conditions.

- 1.Option Racer Vision XP
- 2.Option Laminate Pro

F. Batwing™ Expedition 28' (1 reef): This sail was originally designed as the foresail for a 38 / 28 schooner rig. It sails and handles well on a small to medium sized boat, or as a stand-alone sail.

- 1.Option Laminate Pro



G. Batwing™ Expedition 28 HP (1 reef):

This sail is our original Batwing™ design. It has a little more shape than our standard Batwing™ Expedition™ 28 with slightly more sail area down lower and a little wider foot offering slightly more initial acceleration. It is a good handling, all around sail.

- 1.Option Laminate Pro

H. Batwing™ Expedition 24' (1 reef):

A popular pick for singles or doubles and an excellent second sail for a Schooner rig configuration.

- 1.Option Laminate Pro



I. Batwing™ Sport 24' (1 reef): This sail is a popular pick for singles or doubles and an excellent second sail for a Schooner rig configuration.

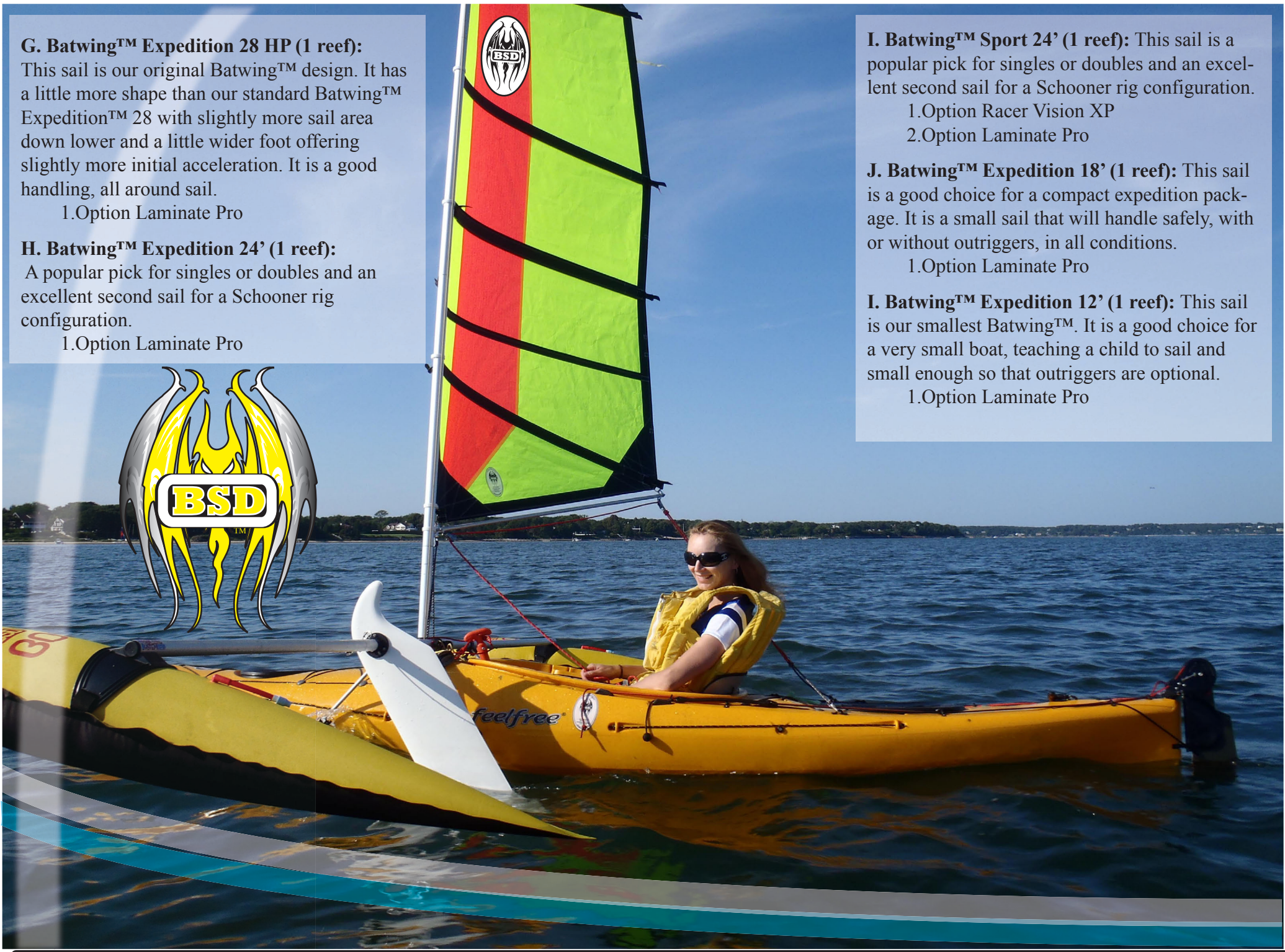
- 1.Option Racer Vision XP
- 2.Option Laminate Pro

J. Batwing™ Expedition 18' (1 reef): This sail is a good choice for a compact expedition package. It is a small sail that will handle safely, with or without outriggers, in all conditions.

- 1.Option Laminate Pro

I. Batwing™ Expedition 12' (1 reef): This sail is our smallest Batwing™. It is a good choice for a very small boat, teaching a child to sail and small enough so that outriggers are optional.

- 1.Option Laminate Pro



J. Batwing™ Expedition 55' (5 meter) – (2 reefs)

This is a new developing sail designed for experienced expedition and racing sailors. This is our largest sail and this big and powerful sail is our newest offering. Designed along similar lines to our other Batwings, this sail will generate enough power for BSD to say that we CANNOT recommend it for use with our standard rig. It is a good choice for a larger boat, equipped with more buoyant amas, and a larger, stiffer mast.

This sail is offered with custom mast attachments, and is sold as a stand-alone sail, without a rig.

It is suitable for 5 meter competition.

1. Option Racer Vision XP Hybrid:

A combination of Reinforced Transparent Monofilm (used for our Racer Vision XP sails) and Dacron.

2. Option Laminate Pro

K. Schooner Rigs

1. Batwing™36' HP Sport / Batwing™ Sport 24'

2. Batwing™ Expedition 32' / Batwing™ Expedition 24'

3. Batwing™ Sport 32' / Batwing™ Sport 24'

4. Batwing™ Expedition 38' / Batwing™ Expedition 28'



II. Classic Canoe Sail

This is a triangular sail with a sprit boom designed for kayaks or canoes. The rig is much simpler to install and use than the more technical sail designs but still offers excellent performance.

This rig is designed for the recreational user rather than the racing enthusiast. The Classic Canoe Sail is well suited for the paddler who wishes to sail and, unlike many other sail rigs, it is not necessary to be a sailor first to use this sail.

The BSD 36' Classic Canoe Rig will not overpower you and your kayak or canoe and this rig still offers exciting on-the-water performance. This sail is well suited for the day sailor/paddler as well as boaters on longer cruises.

The economical BSD Classic Canoe Sail provides a safe, stable, sailing alternative to paddling.

more info - <http://www.balogsaildesigns.com/classiccanoe.html>

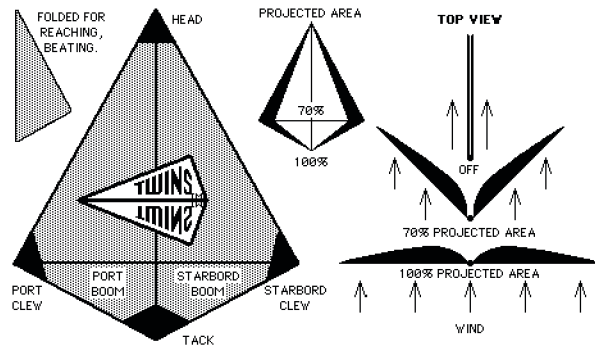
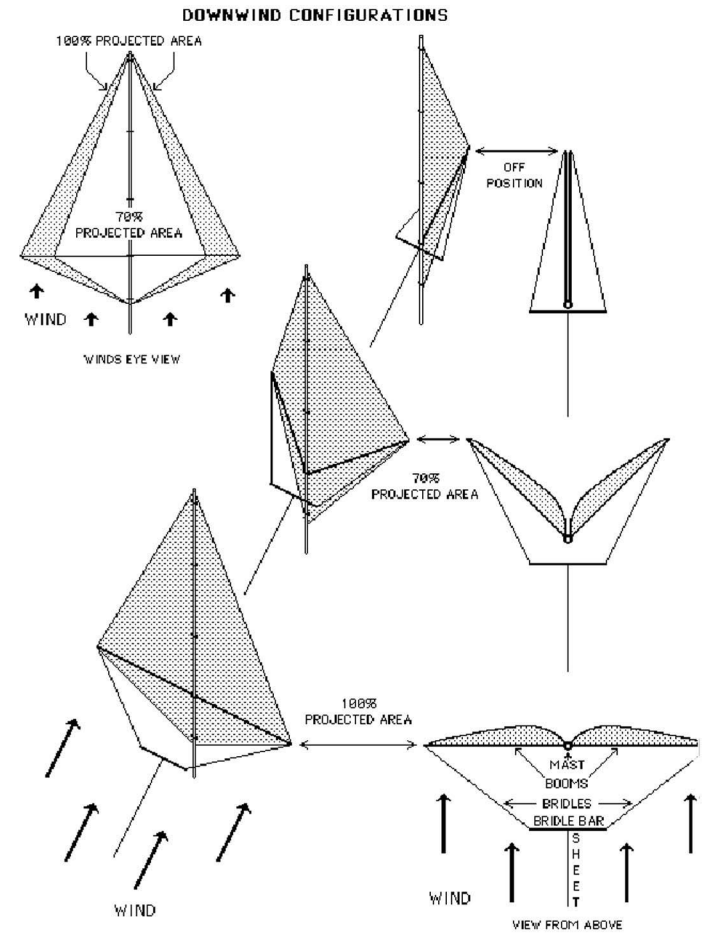


III. Twins Sail

A dihedral shape, self trimming downwind sail rig available for kayaks and canoes. The TWINSTM sail has only one sheet or control line but offers many excellent features important to the novice just learning to sail or to the experienced day sailor or adventurer. If you wish to sail up closer to the wind, you can fold the TWINSTM into a more conventional shaped triangular sail and sail up almost to a beam reach (wind 90° from the side).

more info - <http://www.balogsaildesigns.com/twins.html>

- 1.40'
- 2.30'
- 3.20'





IV. BOSS™ (Balogh™Outrigger Stabilization System):

The BOSS™ is BSD's outrigger system. The BOSS™ system uses inflatable floats or amas combined with a leeboard and an easy to install crosstube/mast assembly made out of the strongest, lightweight, user friendly hardware.

Each outrigger assembly weighs less than 3 pounds. A typical 32 sq. ft. BATWING™ BOSS™ rig for a double folding kayak would weigh approximately 22 pounds and will break down for stowage aboard or at home in the closet. Sailors can rig or de-rig their boats on the water and in most cases stow the complete rig with outriggers in their boat or on deck.

more info - <http://www.balogsaildesigns.com/boss.html>

1.Option, Ama Extreme: Upgrade option for hot climates and/or rough waters.

more info - <http://www.balogsaildesigns.com/ama-extreme.html>

2.Option, Reinforced Lower Mast Section: Upgrade option for sailors who sail in consistently heavy winds and waters over prolonged periods of time.

V. Complete Packages – Rigs and Boats

BSD™ has partnered with several boat manufacturers to create packages which include a Boss™Batwing™ rigs installed on kayaks ready to sail.

Feel Free Packages

more info - <http://www.balogsaildesigns.com/bsd-feelfree.html>

Long Haul Packages

more info - <http://www.balogsaildesigns.com/bsd-longhaul.html>



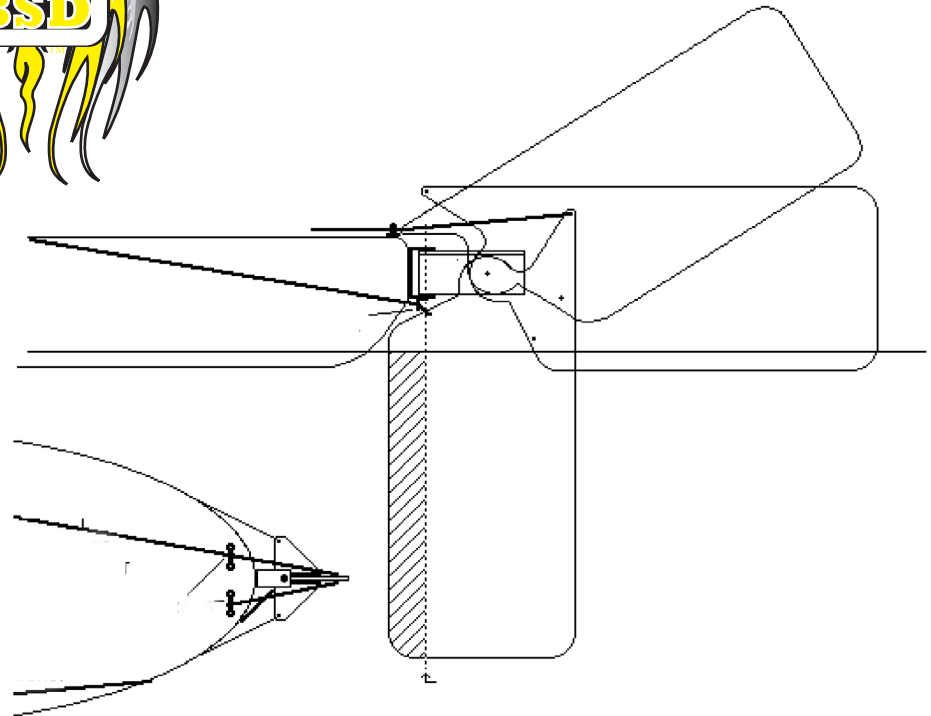
VI. Rudders

1.Kayak: more info

<http://www.balogsaildesigns.com/kayakrudder.html>

2.Canoe: BSD Rudder features varnished ash stock and yoke, stainless steel sardware, anodized aluminum blade, polyester double braid steering line with harken™ "Micro" blocks and rudder uphaul line with clamcleat. The yoke is removable with a stainless fastpin for easy stowage. Rope steering allows for control from a variety of positions. The blade kicks up for shallows and easy launching or beaching. The BSD rudder comes complete with all hardware and complete installation instruction. Fits flat or pointed sterns.

more info - <http://www.balogsaildesigns.com/rudder.html>



Sail Body - available colors

red	dk. blue	med. blue	green	lt. yellow	gold
mango	orange	silver	grey	lilac	pink
flourescent yellow	flourescent orange	natural	cream	tan bark	black

Sail Insert - available colors

red	dk. blue	med. blue	green	lt. yellow	gold
mango	orange	silver	grey	lilac	pink
flourescent yellow	flourescent orange	natural	cream	tan bark	black

Sail Trim - available colors

red	blue	grey	green	white	black
-----	------	------	-------	-------	-------

Sail Corners - available colors

red	dk. blue	med. blue	green	lt. yellow	gold
mango	orange	silver	grey	lilac	pink
flourescent yellow	flourescent orange	natural	cream	tan bark	black

VII. Sail Color Options:

Sail colors available for the Body area, Insert area (for Expedition™ model) and Corners are red, dk. blue, med. blue, green, lt. yellow, gold, mango, orange, silver, grey, lilac, pink, flourescent yellow, flourescent ornage, natural, cream, tan bark, black. Colors available for the Trim are red, blue, grey, green, white, black. For more info and interactive Sail Builders go to <http://www.balogsaildesigns.com/sailcolors.html>.

VIII. Replacement Parts:

for info <http://www.balogsaildesigns.com/options.html>

IX. In Stock Sails Available:

for sails currently in stock <http://www.balogsaildesigns.com/instock.html>

RETAIL PRICE LIST:

Rigs for Hardshell Kayaks <http://www.balogsaildesigns.com/options.html> (note not all sails/rig options are included in these listings)

Rigs for Folding Kayaks <http://www.balogsaildesigns.com/rigsFolding.html>

(note not all sails/rig options are included in these listings)

Schooner Rigs (price structure needs to be created)

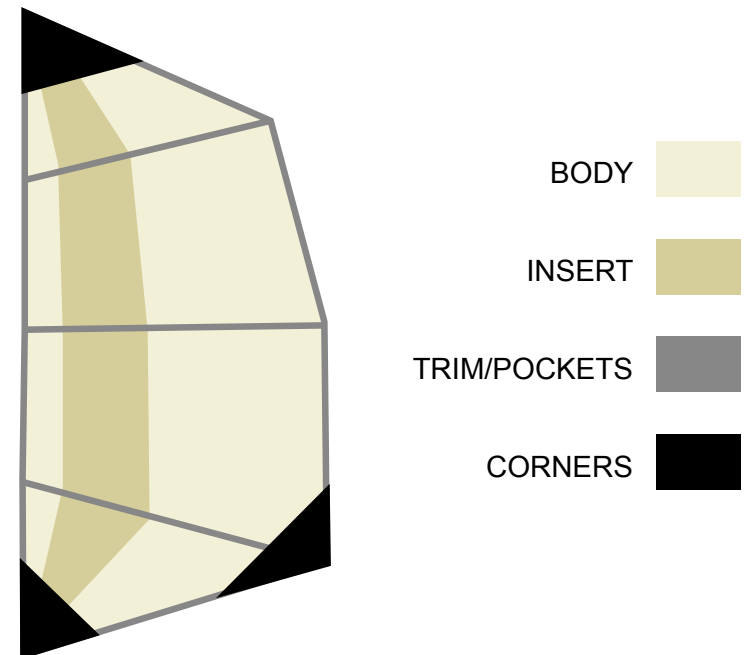
Rigs for Canoes <http://www.balogsaildesigns.com/rigsCanoe.html>

Complete Packages

<http://www.balogsaildesigns.com/bsd-longhaul.html>

<http://www.balogsaildesigns.com/bsd-feelfree.html>

Options and Replacement Parts <http://www.balogsaildesigns.com/options.html>





“Wings on the waves!”

TM
BALOGH SAIL DESIGNS

www.balogsaildesigns.com

(718) 548 1188

http://www.facebook.com/BALOGH_SAIL_DESIGNS



Design by:



ALEXANDRA POPESCU-JORK
alexandradesigner_ny@yahoo.com
(646) 338 3281